

Detour Routes, Parking, and Toad Migration Viewing Information

Why is there a Detour Route?

Western Toads migrate in all directions from the breeding pond. The majority of toads cross Elk View Road in the area of the tunnel. However, not all toads will choose that route.

The voluntary detour directs residents around the toads' main migratory route. It is adjusted based on the toads' daily movement patterns.

How can you get to the Toad Tunnel?

Continue straight up Elk View Road at the three way stop to the parking area. Do not follow the detour sign onto Ryder Lake Road. Park in the spaces provided and do not drive any further, then walk about 250 meters to the Toad Tunnel.

Toadlets are very hard to see and can be easily missed underfoot. Always watch where you step.

How can you safely watch the toads?

The presence of humans impacts the toad migration by changing their behavior.

Standing near the fences or over the top of the tunnel will frighten the toads; they will focus on hiding instead of migrating.

Be careful, quiet, and maintain a safe distance when observing these small, sensitive animals.

This is a roadway, so please exercise caution when walking to the tunnel. Respect motorists, walk on the shoulder, and do not attempt to stop passing cars.

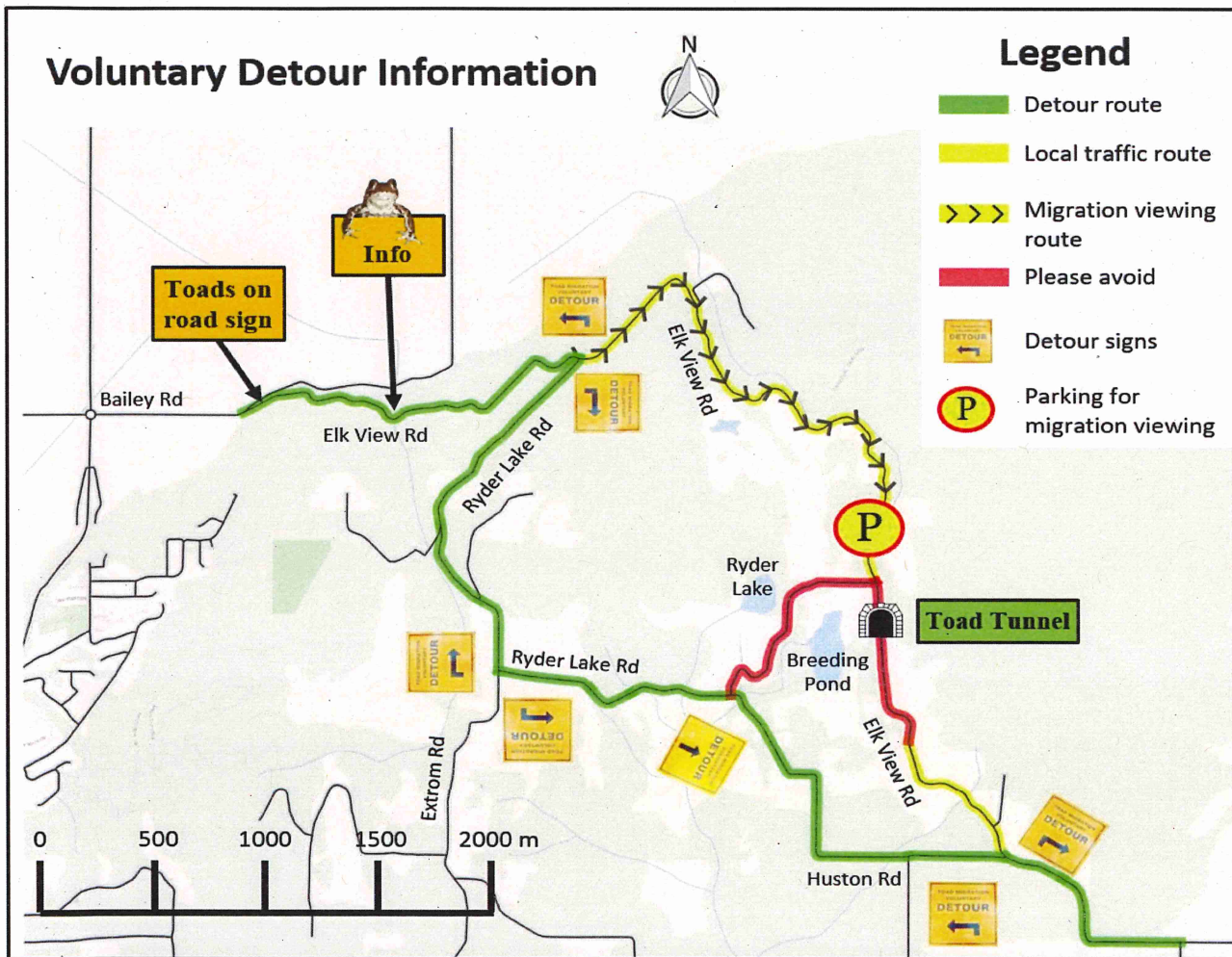
DO

- ✓ Watch your step
- ✓ Take photos from a safe distance
- ✓ Keep animals and residents in mind—be careful and quiet
- ✓ Park only in designated parking area

DO NOT

- ✗ Pick up or move toads*
- ✗ Climb into the tunnel or over fences
- ✗ Block private driveways or roads
- ✗ Trespass on private property

*It is illegal to handle amphibians without a permit.



This project was undertaken with the financial support of:
Ce projet a été réalisé avec l'appui financier de :



Environment and
Climate Change Canada

Environnement et
Changement climatique Canada

How You Can Help

Frequently Asked Questions

Ryder Lake Toad Migration

1) Follow the Migration Viewing Advice

Follow designated routes and respect all signs and fencing. Avoid impacting the toadlets' migration by maintaining safe distances.

2) Get Involved - Volunteer

We are always looking for volunteers to assist us with installing and repairing fences, monitoring migrations, and analyzing photos. Sign up online at:
www.fraservalleyconservancy.ca/volunteer-opportunities/

3) Make a Donation

Support projects you care about in your community. Donate online at:
www.fraservalleyconservancy.ca/donate



Why Western Toads & Ryder Lake?

The Western Toad is found across BC. They are a species at risk due to habitat loss. Ryder Lake is a special area, rich in amphibian diversity and has a healthy population of Western Toads.

Why do they Migrate?

Amphibians that breed in water but live on land, like the Western Toad, must travel to and from breeding sites. In Ryder Lake, the breeding pond is surrounded on all sides by roads, and so they must cross the road to complete their life cycle.

What is the Toad Tunnel?


The Toad Tunnel is a dry culvert installed in 2015, to provide a safe place for the Ryder Lake amphibians to cross the road. Fences are used to guide the amphibians to the tunnel.

Is the Tunnel Successful?

Yes! Tens of thousands of toadlets, as well as other amphibians and mammals, have used the tunnel. Monitoring programs are underway to assess the project's success and to improve the fencing.

How do you Identify Amphibians?

You can find our amphibian identification sheet online at: goo.gl/FjdKAe





Instructions for Road Detours, Parking, and Viewing the Toadlet Migration

Phone: 604.625.0066

E-mail: info@fraservalleyconservancy.ca

Address: PO Box 2026, Abbotsford BC





3561 SHELBOURNE STREET
VICTORIA, BC V8P 4G8

CERTIFICATE OF INSURANCE

To: Fraser Valley Conservancy
Attn: Joanne Neilson

Date: November 1, 2016
Email: joanne@fraservalleyconservancy.ca

Certificate Holder: **City of Chilliwack**

This will certify that insurance as described hereunder has been arranged on behalf of the herein Named Insured and that such insurance, at the date hereof, is in full force and effect.

Policy Effective Date	Named Insured & Mailing Address
November 1, 2016	Fraser Valley Conservancy PO Box 2026, Stn Clearbrook
Policy Expiry Date	Abbotsford V2T 3T8
November 1, 2017	
Policy Number	Insurance Company
LTA1020	Certain Underwriters at Lloyds of London Under Contract No. B00429BA1600739

Effective Date: November 1, 2016

Commercial General Liability

Limits
\$5,000,000
\$5,000,000
\$250,000

Inclusive limit each occurrence Bodily Injury / Property Damage
 Aggregate limit Products & Completed Operations
 Tenants Legal Liability Broad Form
 Including Non Owned Automobile Liability, Long Term Leased Automobiles Exclusion & Cross Liability.

Deductible
\$1,000 **Bodily Injury / Property Damage each occurrence and Tenants Legal Liability**

The following are hereby added to the within policy as **ADDITIONAL INSURED(S)**:

City of Chilliwack
8550 Young Road
Chilliwack, BC V2P 8A4

But only with respect to vicarious liability arising out of the operations of the Named Insured.

Conditions
 As per Policy Terms, Conditions and Exclusions
THIS POLICY CONTAINS A CLAUSE(S) THAT MAY LIMIT THE AMOUNT PAYABLE. The Insurance described above is subject to the limitations, exclusions and conditions contained in the policies. This Certificate is issued as a matter of information only and confers no rights on the holder and imposes no Liability on the Insurer.

Megson FitzPatrick Insurance Services

Authorized Representative